

ST. THOMAS COLLEGE, PALAI

ANALYSIS REPORT ON TEACHERS' FEEDBACK 2015 – 2016

ON

(a) Syllabus and its Transaction at the Institution

&

(b) General Aspects of the Institution

Analysis Report on Teachers' Feedback 2015 – 2016 on Syllabus and its Transaction at the Institution

The teacher feedback consisted of five key issues. More than ninety- five percentage of the teachers agreed that the syllabi were on par with international standards while eighty- five percentage of the teachers found a correlation between the content of the syllabi and time schedule, the others were apprehensive about it. The teachers were undivided in their opinion about the ambience of the college for the effective delivery of the syllabus. While majority of the teaching community agreed that there was a balance between theory and application, barely one percentage felt it otherwise. No teacher had complaint regarding the books prescribed/listed as reference materials were relevant, updated and appropriate.

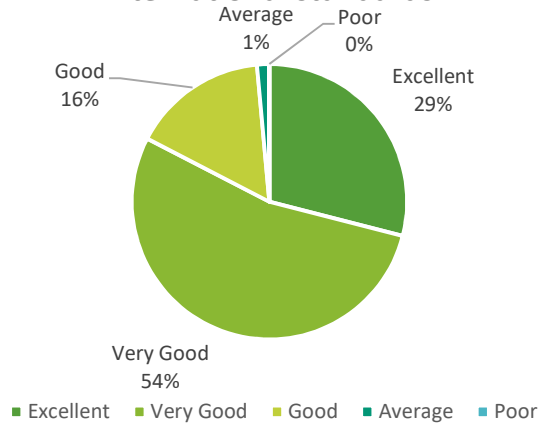
Question	Excellent	Very Good	Good	Average	Poor
Extended to which the syllabi are on par with international standards	28.99	53.62	15.94	1.45	0.00
Correlation between the content of the syllabi and time schedule	28.99	56.52	8.70	5.80	0.00
The ambience of the College for effective delivery of the syllabus	57.97	36.23	5.80	0.00	0.00
The course/syllabus has good balance between theory and application	50.72	39.13	8.70	1.45	0.00
The books prescribed/listed as reference materials are relevant, updated and appropriate.	59.42	31.88	8.70	0.00	0.00

*All figures are in percentage

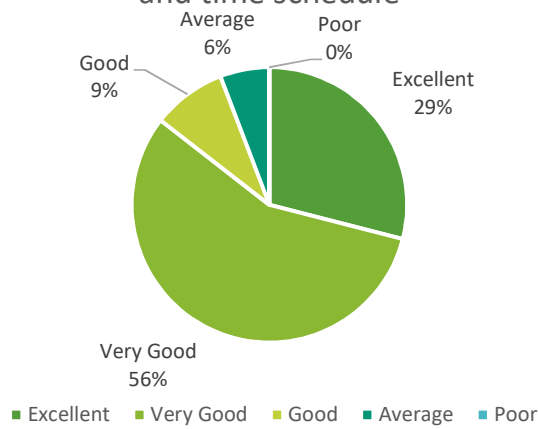



Principal


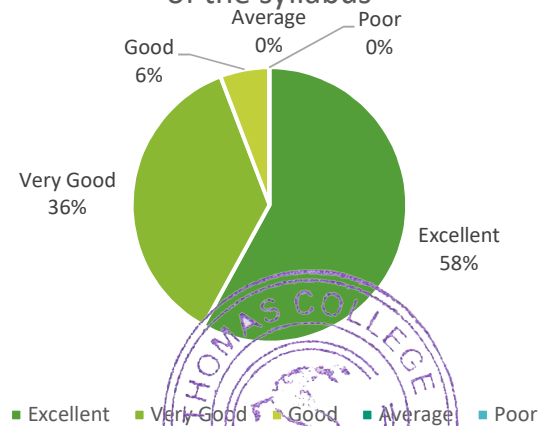
Extended to which the syllabi are on par with international standards



Correlation between the content of the syllabi and time schedule

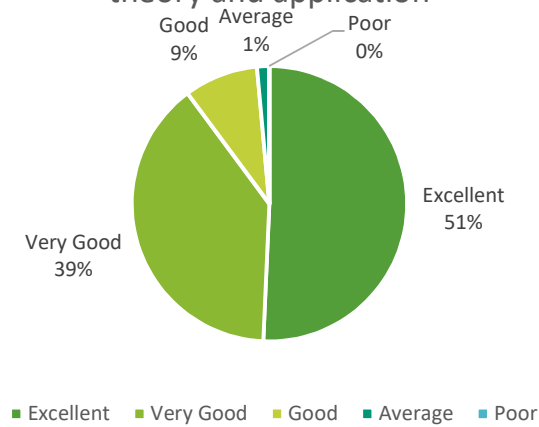


The ambiance of the College for effective delivery of the syllabus

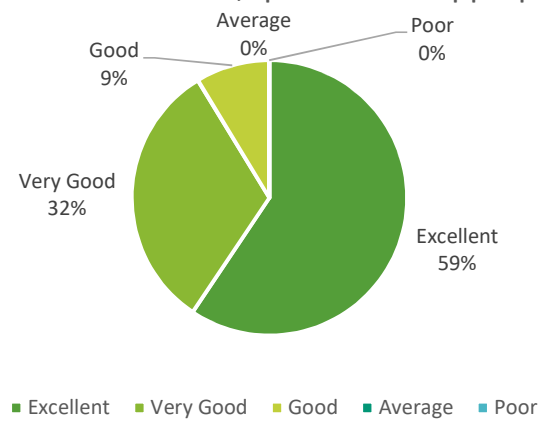


[Signature]
Principal

The course/syllabus has good balance between theory and application



The books prescribed/listed as reference materials are relevant, updated and appropriate.




Principal


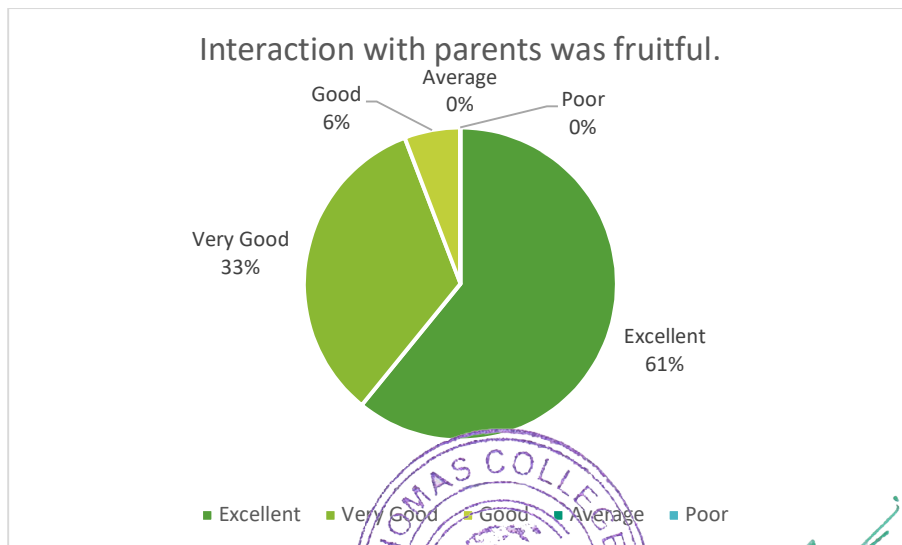
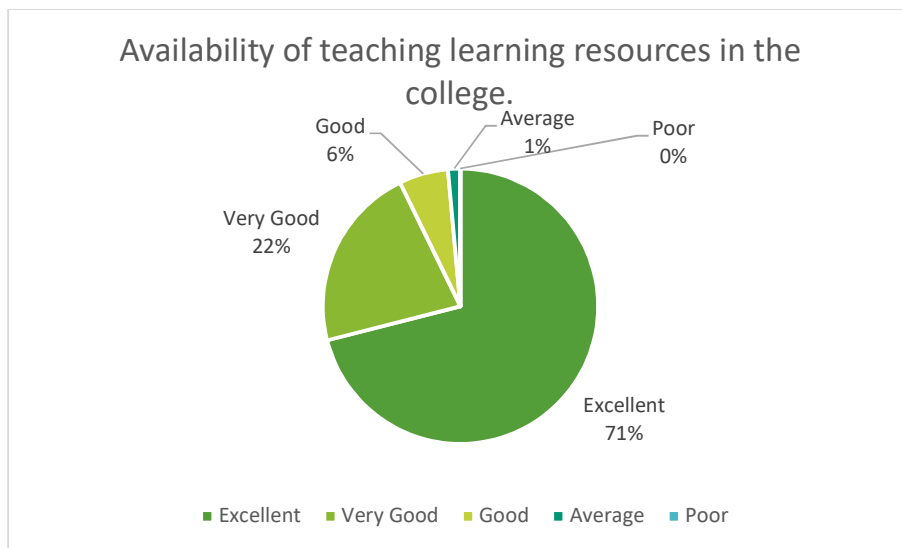
Analysis Report on Teachers' Feedback 2015 – 2016 on General Aspects of the Institution

The next part of the feedback consolidated the fact that the teachers were happy in the institution. Almost all of the teachers were satisfied with the availability of teaching learning resources in the college, with barely one percentage feeling it average. The feedback testified to the fact that the interaction between teachers and students were found mostly fruitful. Majority of the teachers did not raise complaints about the interactions with the management. About ninety- two percentage of the teachers expressed their happiness about the support received for faculty development. None of the teachers raised any complaint regarding the administrative support and also expressed their happiness regarding the freedom given them to adopt new techniques/strategies of testing and assessment of students. All the teachers were happy about the support provided by the college for projects and research facilities. All the teachers expressed their satisfaction unanimously about the Canteen facility. While majority of the teachers did not raise complaints regarding the cleanliness of the toilets, a five percentage of them were dissatisfied with it, so is the case with the proper maintenance of classrooms and labs.

Question	Excellent	Very Good	Good	Average	Poor
Availability of teaching learning resources in the college.	71.01	21.74	5.80	1.45	0.00
Interaction with parents was fruitful.	60.87	33.33	5.80	0.00	0.00
Fruitful and timely interactions with management.	69.57	24.64	5.80	0.00	0.00
Support received for faculty development.	57.97	34.78	7.25	0.00	0.00
The administrative support	62.32	31.88	5.80	0.00	0.00

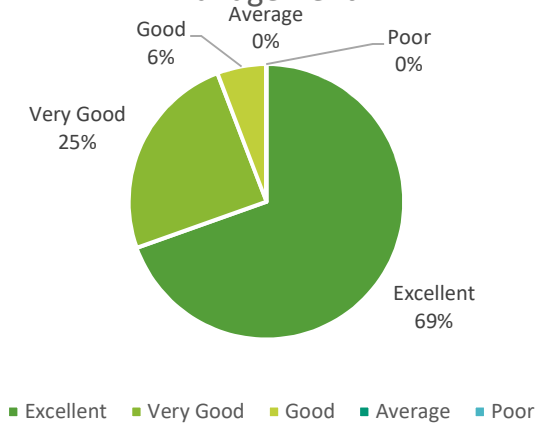
Freedom to adopt new techniques/strategies of testing and assessment of students.	57.97	28.99	11.59	1.45	0.00
The College provides adequate and smooth support for projects and research facilities.	66.67	24.64	8.70	0.00	0.00
Canteen facility for Faculty	73.91	20.29	5.80	0.00	0.00
Cleanliness of the toilets/washrooms	63.77	23.19	8.70	4.35	0.00
Proper Maintenance of Classrooms/labs.	63.77	21.74	11.59	2.90	0.00

*All figures are in percentage

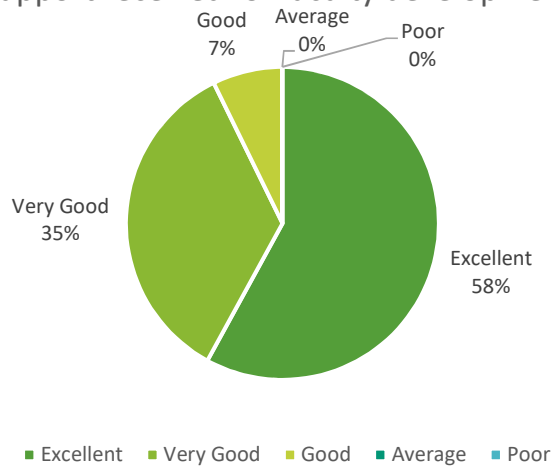


[Signature]
Principal

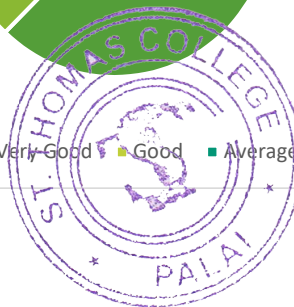
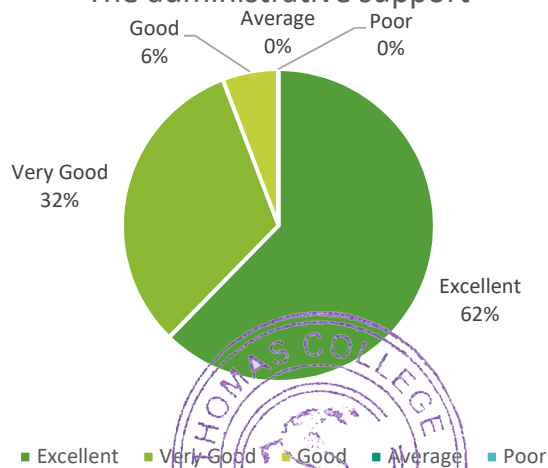
Fruitful and timely interactions with management.



Support received for faculty development.

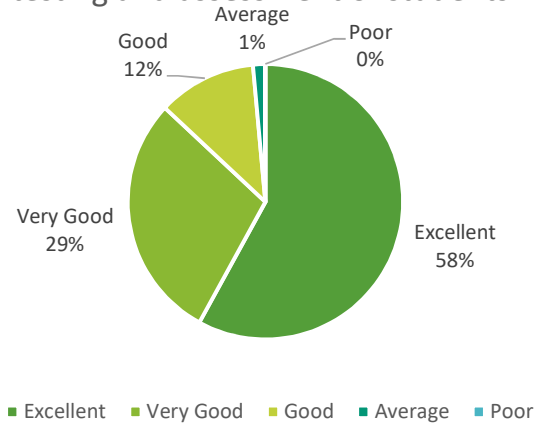


The administrative support

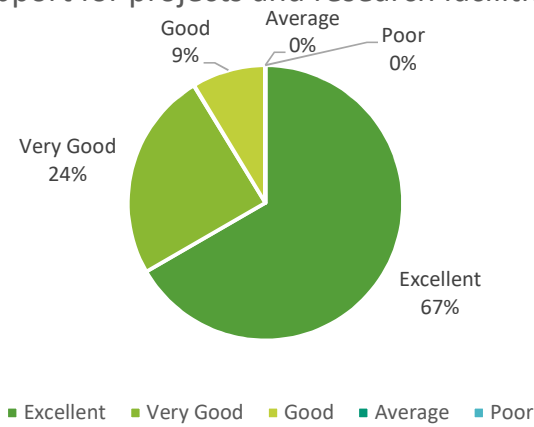


[Signature]
Principal


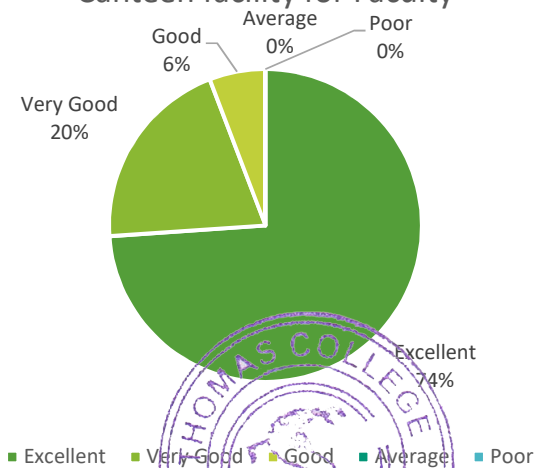
Freedom to adopt new techniques/strategies of testing and assessment of students.



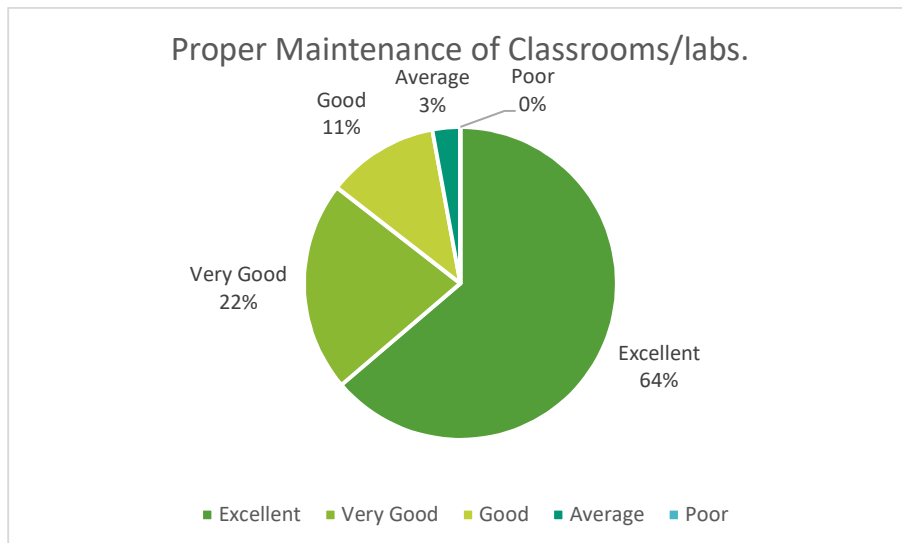
The College provides adequate and smooth support for projects and research facilities.



Canteen facility for Faculty



[Signature]
Principal



Conclusion

The teachers had great opinion about the syllabus. They also found it capable of addressing the needs of the job market. The teachers appeared content with the infrastructural facilities of the college, with none of them voicing any grievances about it.




Principal